



180 Corporate Drive
 Elgin, IL 60123
 847.931.9500
 847.931.9629 FAX
 800.284.8273

f@facilitec-corp.com
 www.facilitec-corp.com

SELF ROOF SURVEY

Customer Name:

Address:

City, State, Zip

Contact:

Phone: ()

Survey Location:

Address:

City, State, Zip

Contact:

Phone: ()

CURB SIZING INFORMATION

Fan #	Fan Type	Equip Type	Roof Type	Curb Size	Note Current Fan/Roof Condition
				____ x ____	
				____ x ____	
				____ x ____	
				____ x ____	
				____ x ____	

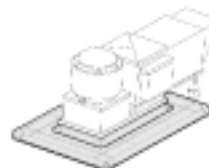
FAN TYPE:



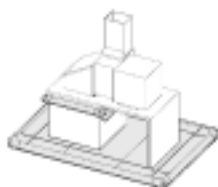
**Standard
(STD)**



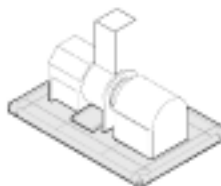
**Supreme
(SUP)**



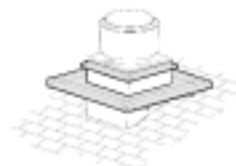
**Make up air
(MAU)**



**Dynapak
(DYN)**



**Squirrel Cage
(SC)**



**Standard Elevated
(SE)**

EQUIPMENT TYPE: **A - Broiler B - Fryer C - Griddle D - Woodburning E - Steam F - Other**

ROOF TYPE: **Built-up (BU) Modified (M) Single Ply (SP) Metal (M) Other (O)**

Please note that the proposal we prepare for you will be based on the measurements you provide on this survey. If the Grease Guard unit must be returned for any reason, you may be subject to a restocking fee.

COMMENTS:

For office use only



SELF ROOF SURVEY

Rooftop Diagrams

Please draw fans, obstructions and record all related dimensions. (Diagram should include anything within 4 foot radius.)

NOTES: _____

Self Roof Survey Procedures

- If pictures are possible, take enough pictures of the spout side of each fan to clearly show existing grease problem and/or obstructions. Take more than one picture to show potential installation problems. (Attach photos to roof survey form or e-mail to info@facilitec-corp.com.)
- Draw roof layout showing every dimension for all surrounding objects within four feet of the four sides of each fan. (ie. walls, pipes, any other equipment, drains, etc.) Please include height of roof for any such items.
- Identify, label and number each fan in the diagram and record in Curb Sizing Information section. (Please identify on photos also.)